

STATEMENT OF APPROVED BUDGET, UTILIZATIONS, DISBURSEMENTS AND BALANCES
(For Off-Budgetary Funds)
As at the Quarter Ending March 31, 2024


Department : State Universities and Colleges (SUCs)
 Agency/Entity : Negros Oriental State University
 Operating Unit : < not applicable >
 Organization Code (UACS) : 08 072 000000
 Fund Cluster : 05 - Internally Generated Funds
 (e.g. UACS Fund Cluster: 05-Internally Generated Funds and 06-Business Related Funds)


Particulars	UACS CODE	Approved Budget			Utilizations					Disbursements					Balances		
		Approved Budgeted Revenue	Adjustments (Reductions, Modifications/ Augmentations)	Adjusted Budgeted Revenue	1st Quarter Ending March 31	2nd Quarter Ending June 30	3rd Quarter Ending September 30	4th Quarter Ending December 31	Total	1st Quarter Ending March 31	2nd Quarter Ending June 30	3rd Quarter Ending September 30	4th Quarter Ending December 31	Total	Unutilized Budget	Unpaid Obligations (10-15)=(17+18)	
																Due and Demandable	Not Yet Due and Demandable
1	2	3	4	5=(3+(-4))	6	7	8	9	10=(6+7+8+9)	11	12	13	14	15=(11+12+13+14)	16=(5-10)	17	18
General Administration and Support	1000000000000000	209,443,427.50	1,376,113.00	210,819,540.50	4,026,424.72	0.00	0.00	0.00	4,026,424.72	3,258,305.49	0.00	0.00	0.00	3,258,305.49	206,793,115.78	347,265.78	420,853.45
General Management and Supervision	1000001000010000	209,443,427.50	1,376,113.00	210,819,540.50	4,026,424.72	0.00	0.00	0.00	4,026,424.72	3,258,305.49	0.00	0.00	0.00	3,258,305.49	206,793,115.78	347,265.78	420,853.45
PS		6,398,720.94	307,597.00	6,706,317.94	51,750.00	0.00	0.00	0.00	51,750.00	51,750.00	0.00	0.00	0.00	51,750.00	6,654,567.94	0.00	0.00
MOOE		173,841,054.06	(437,806.00)	173,403,248.06	3,974,674.72	0.00	0.00	0.00	3,974,674.72	3,206,555.49	0.00	0.00	0.00	3,206,555.49	169,428,573.34	347,265.78	420,853.45
CO		29,203,652.50	1,506,322.00	30,709,974.50	0.00	0.00	0.00	0.00	0.00	0.00	0.00	0.00	0.00	0.00	30,709,974.50	0.00	0.00
Sub-Total, General Administration and Support		209,443,427.50	1,376,113.00	210,819,540.50	4,026,424.72	0.00	0.00	0.00	4,026,424.72	3,258,305.49	0.00	0.00	0.00	3,258,305.49	206,793,115.78	347,265.78	420,853.45
PS		6,398,720.94	307,597.00	6,706,317.94	51,750.00	0.00	0.00	0.00	51,750.00	51,750.00	0.00	0.00	0.00	51,750.00	6,654,567.94	0.00	0.00
MOOE		173,841,054.06	(437,806.00)	173,403,248.06	3,974,674.72	0.00	0.00	0.00	3,974,674.72	3,206,555.49	0.00	0.00	0.00	3,206,555.49	169,428,573.34	347,265.78	420,853.45
FinEx (If Applicable)		0.00	0.00	0.00	0.00	0.00	0.00	0.00	0.00	0.00	0.00	0.00	0.00	0.00	0.00	0.00	0.00
CO		29,203,652.50	1,506,322.00	30,709,974.50	0.00	0.00	0.00	0.00	0.00	0.00	0.00	0.00	0.00	0.00	30,709,974.50	0.00	0.00
Support to Operations	2000000000000000	141,332,180.96	0.00	141,332,180.96	1,660,826.16	0.00	0.00	0.00	1,660,826.16	592,764.13	0.00	0.00	0.00	592,764.13	139,671,354.80	130,735.16	937,326.87
Auxiliary Services	2000001000010000	141,332,180.96	0.00	141,332,180.96	1,660,826.16	0.00	0.00	0.00	1,660,826.16	592,764.13	0.00	0.00	0.00	592,764.13	139,671,354.80	130,735.16	937,326.87
PS		2,449,480.00	0.00	2,449,480.00	0.00	0.00	0.00	0.00	0.00	0.00	0.00	0.00	0.00	0.00	2,449,480.00	0.00	0.00
MOOE		128,581,055.07	0.00	128,581,055.07	1,660,826.16	0.00	0.00	0.00	1,660,826.16	592,764.13	0.00	0.00	0.00	592,764.13	126,920,228.91	130,735.16	937,326.87
CO		10,301,645.89	0.00	10,301,645.89	0.00	0.00	0.00	0.00	0.00	0.00	0.00	0.00	0.00	0.00	10,301,645.89	0.00	0.00
Sub-Total, Support to Operations		141,332,180.96	0.00	141,332,180.96	1,660,826.16	0.00	0.00	0.00	1,660,826.16	592,764.13	0.00	0.00	0.00	592,764.13	139,671,354.80	130,735.16	937,326.87
PS		2,449,480.00	0.00	2,449,480.00	0.00	0.00	0.00	0.00	0.00	0.00	0.00	0.00	0.00	0.00	2,449,480.00	0.00	0.00
MOOE		128,581,055.07	0.00	128,581,055.07	1,660,826.16	0.00	0.00	0.00	1,660,826.16	592,764.13	0.00	0.00	0.00	592,764.13	126,920,228.91	130,735.16	937,326.87
FinEx (If Applicable)		0.00	0.00	0.00	0.00	0.00	0.00	0.00	0.00	0.00	0.00	0.00	0.00	0.00	0.00	0.00	0.00
CO		10,301,645.89	0.00	10,301,645.89	0.00	0.00	0.00	0.00	0.00	0.00	0.00	0.00	0.00	0.00	10,301,645.89	0.00	0.00
Operations	3000000000000000	563,852,671.61	(1,375,508.00)	562,477,163.61	15,638,552.64	0.00	0.00	0.00	15,638,552.64	8,527,804.54	0.00	0.00	0.00	8,527,804.54	546,838,610.97	403,124.67	6,707,623.43
OO : Relevant and quality tertiary education ensured to achieve inclusive growth and access of poor but deserving students to quality tertiary education increased	3100000000000000	453,693,520.41	(178,708.00)	453,514,812.41	15,575,035.26	0.00	0.00	0.00	15,575,035.26	8,464,762.52	0.00	0.00	0.00	8,464,762.52	437,939,777.15	402,629.31	6,707,623.43
HIGHER EDUCATION PROGRAM	3101000000000000	453,693,520.41	(178,708.00)	453,514,812.41	15,575,035.26	0.00	0.00	0.00	15,575,035.26	8,464,762.52	0.00	0.00	0.00	8,464,762.52	437,939,777.15	402,629.31	6,707,623.43
Provision of Higher Education Services	3101001000020000	453,693,520.41	(178,708.00)	453,514,812.41	15,575,035.26	0.00	0.00	0.00	15,575,035.26	8,464,762.52	0.00	0.00	0.00	8,464,762.52	437,939,777.15	402,629.31	6,707,623.43
PS		2,918,806.22	20,000.00	2,938,806.22	0.00	0.00	0.00	0.00	0.00	0.00	0.00	0.00	0.00	0.00	2,938,806.22	0.00	0.00
MOOE		312,114,869.03	(1,466,708.00)	310,647,981.03	9,320,256.83	0.00	0.00	0.00	9,320,256.83	8,464,762.52	0.00	0.00	0.00	8,464,762.52	301,327,724.20	402,629.31	452,845.00
CO		138,660,025.16	1,268,000.00	139,928,025.16	6,254,778.43	0.00	0.00	0.00	6,254,778.43	0.00	0.00	0.00	0.00	0.00	133,673,246.73	0.00	6,254,778.43
OO : Higher education research improved to promote economic productivity and innovation	3200000000000000	73,625,467.93	0.00	73,625,467.93	63,517.38	0.00	0.00	0.00	63,517.38	63,022.02	0.00	0.00	0.00	63,022.02	73,561,950.55	495.36	0.00
ADVANCED EDUCATION PROGRAM	3201000000000000	9,971,480.00	0.00	9,971,480.00	11,676.35	0.00	0.00	0.00	11,676.35	11,676.35	0.00	0.00	0.00	11,676.35	9,959,803.65	0.00	0.00
Provision of Advanced Education Services	3201001000010000	9,971,480.00	0.00	9,971,480.00	11,676.35	0.00	0.00	0.00	11,676.35	11,676.35	0.00	0.00	0.00	11,676.35	9,959,803.65	0.00	0.00
PS		214,500.00	0.00	214,500.00	0.00	0.00	0.00	0.00	0.00	0.00	0.00	0.00	0.00	0.00	214,500.00	0.00	0.00
MOOE		9,706,980.00	0.00	9,706,980.00	11,676.35	0.00	0.00	0.00	11,676.35	11,676.35	0.00	0.00	0.00	11,676.35	9,695,303.65	0.00	0.00
CO		50,000.00	0.00	50,000.00	0.00	0.00	0.00	0.00	0.00	0.00	0.00	0.00	0.00	0.00	50,000.00	0.00	0.00
RESEARCH PROGRAM	3202000000000000	63,653,987.93	0.00	63,653,987.93	51,841.03	0.00	0.00	0.00	51,841.03	51,345.67	0.00	0.00	0.00	51,345.67	63,602,146.90	495.36	0.00
Conduct of Research Services	3202001000010000	63,653,987.93	0.00	63,653,987.93	51,841.03	0.00	0.00	0.00	51,841.03	51,345.67	0.00	0.00	0.00	51,345.67	63,602,146.90	495.36	0.00
PS		2,741,460.00	0.00	2,741,460.00	0.00	0.00	0.00	0.00	0.00	0.00	0.00	0.00	0.00	0.00	2,741,460.00	0.00	0.00
MOOE		46,934,257.08	0.00	46,934,257.08	51,841.03	0.00	0.00	0.00	51,841.03	51,345.67	0.00	0.00	0.00	51,345.67	46,882,416.05	495.36	0.00
CO		13,978,270.85	0.00	13,978,270.85	0.00	0.00	0.00	0.00	0.00	0.00	0.00	0.00	0.00	0.00	13,978,270.85	0.00	0.00
OO : Community engagement increased	3300000000000000	36,533,683.27	(1,196,900.00)	35,336,883.27	0.00	0.00	0.00	0.00	0.00	0.00	0.00	0.00	0.00	0.00	35,336,883.27	0.00	0.00
TECHNICAL ADVISORY EXTENSION PROGRAM	3301000000000000	36,533,683.27	(1,196,900.00)	35,336,883.27	0.00	0.00	0.00	0.00	0.00	0.00	0.00	0.00	0.00	0.00	35,336,883.27	0.00	0.00
Provision of Extension Services	3301001000010000	36,533,683.27	(1,196,900.00)	35,336,883.27	0.00	0.00	0.00	0.00	0.00	0.00	0.00	0.00	0.00	0.00	35,336,883.27	0.00	0.00
PS		239,162.31	0.00	239,162.31	0.00	0.00	0.00	0.00	0.00	0.00	0.00	0.00	0.00	0.00	239,162.31	0.00	0.00
MOOE		34,083,524.96	(1,391,900.00)	32,691,724.96	0.00	0.00	0.00	0.00	0.00	0.00	0.00	0.00	0.00	0.00	32,691,724.96	0.00	0.00
CO		2,210,996.00	195,000.00	2,405,996.00	0.00	0.00	0.00	0.00	0.00	0.00	0.00	0.00	0.00	0.00	2,405,996.00	0.00	0.00


STATEMENT OF APPROVED BUDGET, UTILIZATIONS, DISBURSEMENTS AND BALANCES
(For Off-Budgetary Funds)
As at the Quarter Ending March 31, 2024


Department : State Universities and Colleges (SUCs)
 Agency/Entity : Negros Oriental State University
 Operating Unit : < not applicable >
 Organization Code (UACS) : 08 072 0000000
 Fund Cluster : 05 - Internally Generated Funds
 (e.g. UACS Fund Cluster: 05-Internally Generated Funds and 06-Business Related Funds)

Particulars	UACS CODE	Approved Budget			Utilizations					Disbursements				Balances			
		Approved Budgeted Revenue	Adjustments (Reductions, Modifications/ Augmentations)	Adjusted Budgeted Revenue	1st Quarter Ending March 31	2nd Quarter Ending June 30	3rd Quarter Ending September 30	4th Quarter Ending December 31	Total	1st Quarter Ending March 31	2nd Quarter Ending June 30	3rd Quarter Ending September 30	4th Quarter Ending December 31	Total	Unutilized Budget	Unpaid Obligations (10-15)-(17+18)	
																Due and Demandable	Not Yet Due and Demandable
1	2	3	4	5=([3+(-)4])	6	7	8	9	10=(6+7+8+9)	11	12	13	14	15=(11+12+13+14)	16=(5-10)	17	18
Sub-Total, Operations		563,852,671.61	(1,375,508.00)	562,477,163.61	15,638,552.64	0.00	0.00	0.00	15,638,552.64	8,527,804.54	0.00	0.00	0.00	8,527,804.54	546,838,610.97	403,124.67	6,707,623.43
PS		6,113,928.53	20,000.00	6,133,928.53	0.00	0.00	0.00	0.00	0.00	0.00	0.00	0.00	0.00	0.00	6,133,928.53	0.00	0.00
MOOE		402,839,451.07	(2,858,508.00)	399,980,943.07	9,383,774.21	0.00	0.00	0.00	9,383,774.21	8,527,804.54	0.00	0.00	0.00	8,527,804.54	390,597,168.86	403,124.67	452,845.00
FinEx (If Applicable)		0.00	0.00	0.00	0.00	0.00	0.00	0.00	0.00	0.00	0.00	0.00	0.00	0.00	0.00	0.00	0.00
CO		154,899,292.01	1,463,000.00	156,362,292.01	6,254,778.43	0.00	0.00	0.00	6,254,778.43	0.00	0.00	0.00	0.00	0.00	150,107,513.58	0.00	6,254,778.43
GRAND TOTAL		914,628,280.07	605.00	914,628,885.07	21,325,803.52	0.00	0.00	0.00	21,325,803.52	12,378,874.16	0.00	0.00	0.00	12,378,874.16	893,303,081.55	881,125.61	8,065,803.75
PS		14,962,129.47	327,597.00	15,289,726.47	51,750.00	0.00	0.00	0.00	51,750.00	51,750.00	0.00	0.00	0.00	51,750.00	15,237,976.47	0.00	0.00
MOOE		705,261,560.20	(3,286,314.00)	701,965,246.20	15,019,275.09	0.00	0.00	0.00	15,019,275.09	12,327,124.16	0.00	0.00	0.00	12,327,124.16	686,945,971.11	881,125.61	1,811,025.32
FinEx (If Applicable)		0.00	0.00	0.00	0.00	0.00	0.00	0.00	0.00	0.00	0.00	0.00	0.00	0.00	0.00	0.00	0.00
CO		194,404,590.40	2,969,322.00	197,373,912.40	6,254,778.43	0.00	0.00	0.00	6,254,778.43	0.00	0.00	0.00	0.00	0.00	181,119,133.97	0.00	6,254,778.43

Certified Correct:

 RENE BOY A. CATUBIG, CPA, MBA
 Acting Chief Administrative Officer - Finance
 Date: April 23, 2024 10:46 AM

Certified Correct:

 MAURICE ANAVER B. DORDADO, CPA
 University Chief Accountant
 Date: April 23, 2024 10:46 AM

Recommending Approval By:

 NOEL MARJON E. YASI, PSY.D.
 Vice-President for Administration and Finance
 Date:

Approved By:

 JOEL P. LIMBON, PH. D.
 University President
 Date: April 23, 2024 11:16 AM

This report was generated using the Unified Reporting System on April 23, 2024 11:17 AM; Status : SUBMITTED